

TECHNICAL

GRZEGORZ TĘGOS

Technika Napędu i Transmisji Mocy

www.technical.pl

e-mail: biuro@technical.pl

tel. +48 63 27 25 487; +48 63 26 16 257

Koła pasowe Klinowe SPZ
pod Taper Lock

Dimensions of V-Pulleys PBT - mounting taper bushing SER-SIT®



“PBT” SPZ-Z-3V

dw [mm]	Number of grooves	Type	SER-SIT® Taper bushing	d min-max [mm]	M [mm]	L [mm]	Z [mm]	U [mm]	W [mm]
63	1	1	1108	11-28	62	22	6	-	16
	2	10	1108	11-28	-	22	6	38	28
	3	10	1108	11-28	-	22	18	38	40
67	1	1	1108	11-28	62	22	6	-	16
	2	10	1108	11-28	-	22	6	38	28
	3	10	1108	11-28	-	22	18	38	40
71	1	1	1108	11-28	62	22	6	-	16
	2	10	1108	11-28	-	22	6	42	28
	3	10	1108	11-28	-	22	18	42	40
75	1	1	1108	11-28	62	22	6	-	16
	2	10	1210	11-32	-	25	3	48	28
	3	10	1210	11-32	-	25	15	48	40
	4	10	1210	11-32	-	25	27	48	52
80	1	1	1210	11-32	75	25	9	-	16
	2	10	1210	11-32	-	25	3	52	28
	3	10	1210	11-32	-	25	15	52	40
	4	10	1210	11-32	-	25	27	52	52
85	1	1	1210	11-32	86	25	9	-	16
	2	10	1610	12-42	-	25	3	57	28
	3	10	1610	12-42	-	25	15	57	40
	4	10	1610	12-42	-	25	27	57	52
	5	10	1610	12-42	-	25	39	57	64
90	1	1	1210	11-32	86	25	9	-	16
	2	10	1610	12-42	-	25	3	62	28
	3	10	1610	12-42	-	25	15	62	40
	4	10	1610	12-42	-	25	27	62	52
	5	10	1610	12-42	-	25	39	62	64
	6	10	1610	12-42	-	26	50	62	76
95	1	1	1210	11-32	86	25	9	-	16
	2	10	1610	12-42	-	25	3	67	28
	3	10	1610	12-42	-	25	15	67	40
	4	10	1610	12-42	-	25	27	67	52
	5	10	1610	12-42	-	25	39	67	64
	6	10	1610	12-42	-	26	50	67	76
100	1	1	1210	11-32	86	25	9	-	16
	2	10	1610	12-42	-	25	3	71	28
	3	10	1610	12-42	10	25	15	71	40
	4	10	1610	12-42	-	25	27	71	52
	5	10	2012	14-50	-	32	32	71	64
	6	10	2012	14-50	-	32	44	71	76
106	1	1	1610	12-42	92	25	9	-	16
	2	10	1610	12-42	-	25	3	76	28
	3	10	1610	12-42	-	25	15	76	40
	4	10	1610	12-42	-	25	27	76	52
	5	10	2012	14-50	-	32	32	76	64
	6	10	2012	14-50	-	31	45	76	76
112	1	1	1610	12-42	92	25	9	-	16
	2	10	1610	12-42	-	25	3	84	28
	3	10	2012	14-50	-	32	8	84	40
	4	10	2012	14-50	-	32	20	84	52
	5	10	2012	14-50	-	32	32	84	64
	6	10	2012	14-50	-	31	45	84	76

Part Number

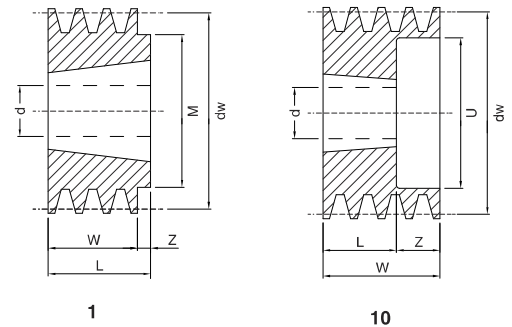
PBT 100 SPZ 2

V-Pulley - mounting taper bushing

Pitch diameter [mm]

Section

Number of grooves

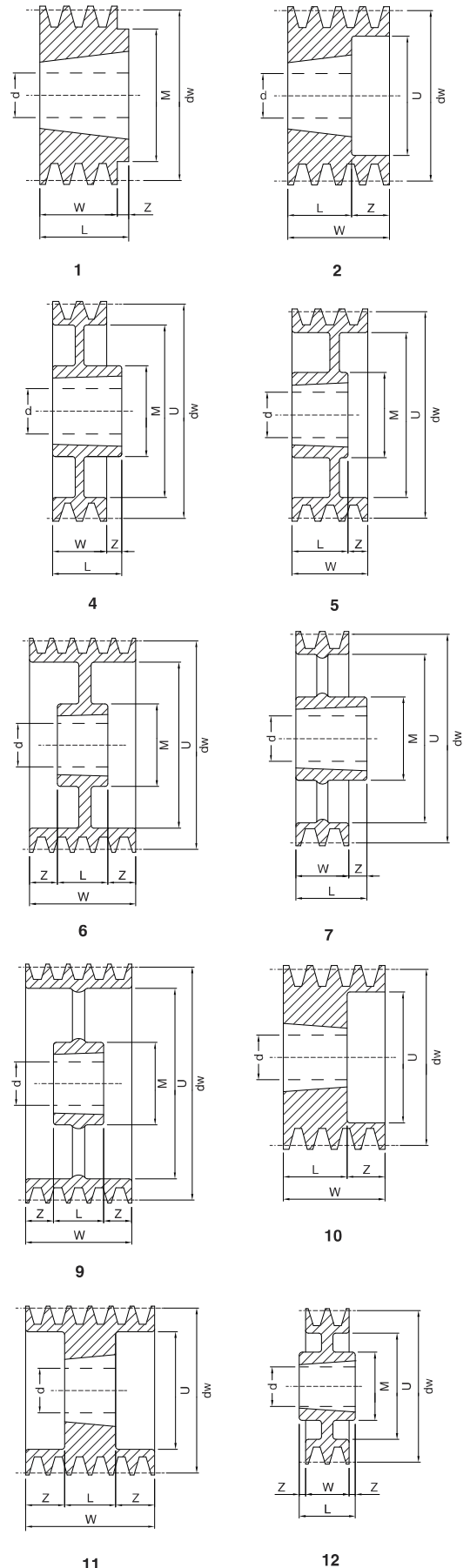


Dimensions of V-Pulleys PBT - mounting taper bushing SER-SIT®



» “PBT” SPZ-Z-3V

dw [mm]	Number of grooves	Type	SER-SIT® Taper bushing	d min-max [mm]	M [mm]	L [mm]	Z [mm]	U [mm]	W [mm]
118	1	1	1610	12-42	92	25	9	-	16
	2	10	1610	12-42	-	25	3	90	28
	3	2	2012	14-50	-	32	8	90	40
	4	2	2012	14-50	-	32	20	90	52
	5	10	2012	14-50	-	32	32	90	64
	6	2	2012	14-50	-	31	45	90	76
125	1	1	1610	12-42	92	25	9	-	16
	2	10	1610	12-42	-	25	3	98	28
	3	2	2012	14-50	-	32	8	98	40
	4	2	2012	14-50	-	32	20	98	52
	5	2	2012	14-50	-	32	32	98	64
	6	10	2517	18-65	-	46	30	98	76
132	1	1	1610	12-42	92	25	9	-	16
	2	10	1610	12-42	-	25	3	103	28
	3	2	2012	14-50	-	32	8	103	40
	4	2	2012	14-50	-	32	20	103	52
	5	10	2517	18-65	-	45	19	103	64
	6	2	2517	18-65	-	46	30	103	76
140	1	4	1610	12-42	92	25	9	-	16
	2	10	1610	12-42	-	25	3	112	28
	3	2	2012	14-50	-	32	8	112	40
	4	2	2012	14-50	-	32	20	112	52
	5	2	2517	18-65	-	45	19	112	64
	6	2	2517	18-65	-	46	30	112	76
150	1	4	1610	12-42	92	25	9	-	16
	2	1	2012	14-50	112	32	4	-	28
	3	2	2012	14-50	-	32	8	122	40
	4	2	2517	18-65	-	45	7	122	52
	5	2	2517	18-65	-	45	19	122	64
	6	2	2517	18-65	-	46	30	122	76
160	1	4	1610	12-42	92	25	9	-	16
	2	4	2012	14-50	112	32	4	-	28
	3	2	2012	14-50	-	32	8	131	40
	4	2	2517	18-65	-	45	7	131	52
	5	2	2517	18-65	-	45	19	131	64
	6	5	2517	18-55	120	46	30	133	76
180	1	4	1610	12-42	92	25	9	152	16
	2	4	2012	14-50	106	32	4	152	28
	3	5	2012	14-50	106	32	8	152	40
	4	2	2517	18-65	-	45	7	152	52
	5	2	2517	18-65	-	45	19	152	64
	6	5	2517	18-55	120	46	30	152	76
190	2	4	2012	14-50	106	32	10	162	28
200	1	4	2012	14-50	112	32	16	171	16
	2	4	2012	14-50	112	32	4	171	28
	3	6	2012	14-50	112	32	4	171	40
	4	6	2517	18-65	125	45	3,5	171	52
	5	6	2517	18-65	-	45	9,5	171	64
	6	6	2517	18-65	120	46	15	171	76
224	1	12	2012	14-50	110	32	8	195	16
	2	7	2012	14-50	112	32	4	195	28
	3	6	2012	14-50	112	32	4	195	40
	4	6	2517	18-65	124	45	3,5	195	52
	5	6	2517	18-65	124	45	9,5	195	64
	6	5	2517	18-65	120	46	30	195	76

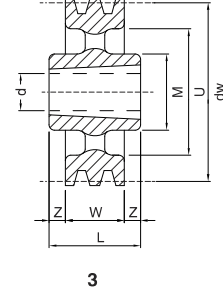


Dimensions of V-Pulleys PBT - mounting taper bushing SER-SIT®

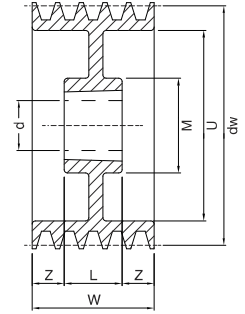


» “PBT” SPZ-Z-3V

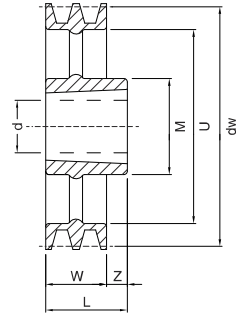
dw [mm]	Number of grooves	Type	SER-SIT® Taper bushing	d min-max [mm]	M [mm]	L [mm]	Z [mm]	U [mm]	W [mm]
250	1	3	2012	14-50	110	32	8	223	16
	2	3	2012	14-50	110	32	2	223	28
	3	9	2012	14-50	112	32	4	223	40
	4	6	2517	18-65	124	45	3,5	223	52
	5	6	2517	18-65	124	45	9,5	223	64
	6	6	2517	18-65	120	46	15	223	76
280	1	3	2012	14-50	110	32	8	252	16
	2	3	2012	14-50	112	32	2	252	28
	3	3	2517	18-65	124	45	2,5	252	40
	4	9	2517	18-65	124	45	3,5	252	52
	5	9	2517	18-65	124	45	9,5	252	64
	6	8	2517	18-55	120	46	30	252	76
315	1	3	2012	14-50	110	32	8	288	16
	2	3	2012	14-50	110	32	2	288	28
	3	3	2517	18-65	120	45	2,5	288	40
	4	9	2517	18-65	120	45	3,5	288	52
	5	9	2517	18-65	120	45	9,5	288	64
	6	6	2517	18-65	125	45	15,5	288	76
355	1	3	2012	14-50	110	32	8	326	16
	2	3	2012	14-50	112	32	2	326	28
	3	3	2517	18-65	125	45	2,5	326	40
	4	9	2517	18-65	124	45	3,5	326	52
	5	9	2517	18-65	124	45	9,5	326	64
	6	8	2517	18-65	120	46	30	326	76
400	1	3	2012	14-50	110	32	8	372	16
	2	3	2517	18-65	120	45	8,5	372	28
	3	3	2517	18-65	120	45	2,5	372	40
	4	9	2517	18-65	120	45	3,5	372	52
	5	9	3020	22-75	146	51	6,5	372	64
	6	9	3030	25-75	150	76	-	372	76
450	1	3	2517	18-65	124	45	14,5	421	16
	2	3	2517	18-65	124	45	8,5	421	28
	3	3	2517	18-65	124	45	2,5	421	40
	4	9	3020	22-75	146	45	0,5	421	52
	5	9	3020	22-75	146	51	6,5	421	64
	6	8	3020	22-75	140	76	-	421	76
500	1	7	2517	18-65	120	46	30	473	16
	2	3	2517	18-65	125	45	8,5	473	28
	3	3	2517	18-65	120	45	2,5	473	40
	4	9	3020	22-75	146	51	1	473	52
	5	3	3030	25-75	146	76	6	473	64
	6	9	3020	22-75	140	76	-	473	76
630	1	7	2517	18-65	120	46	30	603	16
	2	7	2517	18-65	120	46	18	603	28
	3	3	2517	18-65	120	46	3	603	40
	4	9	3020	22-75	146	51	0,5	603	52
	5	9	3020	22-75	146	51	6,5	603	64



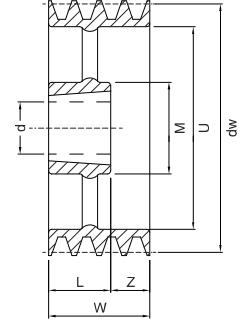
3



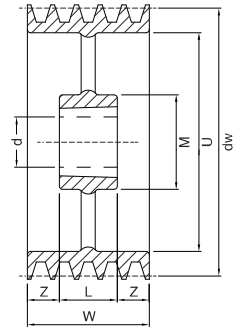
6



7



8



9

Koła pasowe klinowe SPZ na gniazdo Taper Lock